

Syracuse Thunderbirds Aero Radio Society



Plane Propwash



October 2017

Charter 473

The Next General Meeting will be November 8th, at 7:00 at Walt's Hobby Town.

2017 Officers

[Ken Kadish, President](#)
[Paul Volcko, Vice President](#)
[Herb Moore, Treasurer](#)
[Jeff Wolsley, Secretary](#)
[Peter Seiffert, Safety Officer](#)

Directors:
Peter Seiffert, 2007-08
Herb Moore, 2014
Phil Morgan *2011-2013

Volunteer Staff:
[Jeff Wolsley, Propwash Editor](#)
[Michael Graham, SYG Administrator/Club Historian](#)
[Paul Volcko, Webmaster](#)
Ted Anderson, Field Committee
[Mike O'Neill, Facebook Admin](#)

The next STARS meeting will be at Walt's Hobby Town, November 8th, at 7:00. As a reminder, the meeting is always the second Wednesday of the month. This is the last meeting for 2017- No December meeting. The STARS monthly meeting will be held at Walt's Hobby Town until spring 2018.

Officer Nominations At The November Meeting

The last STARS meeting of 2017 will be held on November 8, 2017, at Walt's HobbyTown. This is an important meeting because the officers for our club for 2018 will be elected. Nominations for office are now closed.

I encourage all members to show support for the club, and your officer preferences, by attending this last meeting of 2017.

There will be no December, 2017 STARS membership meeting.

The STARS annual Christmas Party is Friday, December 1st at RFH's Hideaway on Route 57 in Phoenix.

This is a fun time to get together in a social environment with your Club members and their families. I hope to see all of you there. Festivities start at 6:00 P.M. with dinner served at 7:00 P.M. Reservations and dinner choices, as well as payment, must be in by November 22nd. A reservation form is available on our website.

With the end of daylight savings time, the already shortened days have become even shorter, but there is really no good reason not to continue to fly as the weather permits. Keep an eye on the weather, the field web-cams, and come out and fly.

Walt's Secret Santa Sale is November 18th along with our club display.

We will continue this year with the 10th Annual First Day of Winter Fly-In on December 21 at 11:28 a.m.

Planning has begun for options regarding our need for a new storage shed. More to come, but in the meantime, please take a moment to complete the financing survey found at <https://www.surveymonkey.com/r/3LGR3VQ>

As a reminder- Club and AMA dues are due for 2018.

Fly onward!

Ken

2018 STARS dues are due. Dues can be paid at the January monthly meeting. Dues can also be sent to the Treasurer at any time. (Herb Moore 645 Gilbert Mills Road Fulton, NY. 13069) After the January meeting, there is a \$10.00 per month late fee.

Secretary's Report: Jeff Wolsley

The October STARS regular meeting was called to order at 7:04. There were 12 Open Members, 3 Associate, 0 guest, and 0 youth member in attendance.

Secretary's Report:

The Secretary's Report from the September meeting will be amended as follows- The Secretary Report should have said the September meeting was called to order, not August. The correct address for the STARS club needs to be changed back. Finally, the facebook membership is 118. Motion to accept by Herb Moore and 2nd by Carl Moore. Carried.

Treasurer's Report: Herb Moore

The treasurer reported that the treasury is in good shape. Motion by Peter Seiffert and 2nd by Mike Graham. Carried.

Committee Reports:

Field Committee: Ted Anderson

No official report. The port-a-potty will remain at the field until November. All field equipment is in the process of winterization. The water pump will remain in service as long as the weather permits. The refrigerators need to be cleaned out.

Safety Report: Peter Seiffert

No issues to report on at the time of the meeting.

Flight School: Bob Rowe

Fixed Wing (Bob Rowe)- Fixed wing flight school is over for the 2017 season. Daniel Nans graduated. Congratulations Dan!

Heli Night (Paul Volcko)- Heli night was reported over for the season.

STARS Web Site: Paul Volcko

Paul has moved the site. The address is <http://www.amadistrictiistars.org>

Please view the field cam at:

<http://www.amadistrictiistars.org/cameras.php>

This is an infrared cam so you can see some activity at night.

Old Business:

Future Planning:

New Shed. Despite being tabled until 2018, discussion ensued. Ed Nans has been looking into the details needed to properly present a proposal to the membership.

The fence repairs have been completed for this year.

Driveway- Continues to be in good shape. A box blade was demonstrated for the field committee by Bill Whittaker. The implement immediately proved its worth. A proposal was made by Bob Rowe to purchase the tool so long as the cost does not exceed 500.00. Motion 2nd by Herb Moore. Carried.

Big Bird Giant Scale:

The Big Bird night will return in 2018.

Control Line:

Mike O'Neil ó Please don't park on the control line circle.

Facebook:

The STARS now have a Facebook page. There are 118 members at this time. [Mike O'Neil](#) is the administrator.

New Business:

Quad Racing:

The quad racing event was a bigger success this year. There were 2x0 as many registered pilots. The event went well and should be repeated next year.

2018 Club Officers:

The Election Committee says the 2018 Stars Officers are the same as 2017.

President- Ken Kadish

Vice President- Paul Volcko

Treasurer- Herb Moore

Secretary- Jeff Wolsley

Safety- Peter Seiffert

STARS Christmas Party:

The deadline to sign up for the Christmas Party is 11/22. The Christmas Party is 12/01. 6:00 for drinks and 7:00 for dinner. See the attached flyer. Please return the completed flyer along with your payment as soon as possible to Paul Volcko.

Guest Columnist:

If you wish to submit a column of your own, please submit it to the Secretary. All submittals are subject to review by the Officers prior to publishing.

Club Jacket Order:

Phil Morgan has put the jacket orders on hold temporarily due to a vendor issue.

Club Hat Order:

Bob Rowe mentioned that anyone interested in a new STARS Club Hat can pick one up at Papa's Sports (315-455-7272), 1926 Park Street (at Park and Hiawatha). Bob says they have the STARS club logo in their inventory. They have many different styles of hats. Just ask for the STARS logo on it.

New Members:

Mitchell Randall Associate, Helli

Ken VanCamp Associate, Pattern/fun fly

Motion by Mike Graham, 2nd by Carl Moore. Passed.

Motion to accept by Mike Graham and 2nd by Herb Moore. Carried.

Adjournment:

The October regular monthly meeting of the STARS was adjourned at 7:41pm.

Secretary, Jeff Wolsley

Calendar of Events for October- January 2018 Events: *Editor's Note- Also watch your e-mail for sudden changes to events like cancellations or re-scheduling due to weather.*

November 18- Walt's Hobby Town Secret Santa Sale

December 1- STARS Christmas Party

December 21- STARS First Day Of Winter Fly

January 19th STARS Auction at Walt's

The indoor flying schedule will be starting back up for fall 2017. Please watch this space for schedule changes as they become available.

Camillus Indoor Aviators (CIA) Indoor flying at First Baptist Church located at 1960 State Route 5 in Elbridge Tuesday and Friday 6:00 to 9:00 and the first Saturday of each month 4:00 to 9:00 (2.4GHz only)

CNY Indoor Flying Society Please visit the web page for details before attending. Sacred Heart Catholic Church on Route 11, Just South of Cicero, NY. Tuesdays and Thursdays 12:30-4:00. Saturdays 6:00-9:00.

Walt's Hobby Town- Indoor flying will be available at Walt's during normal business hours. Flying ends 1/2 hour before closing time. \$5.00 landing fee. Please contact Walt's Hobby Town for further details.

MexAir R/C Indoor flying starting October 14 thru April, Friday night from 6pm-9pm at the Mexico Elementary School located in Mexico, NY. There is a \$5 charge for any adults who wish to fly. Anyone ages 19 or below fly for free!!

STARS Flight Schools-
Flight schools have concluded for 2017.

Big Bird- The big bird flyers formal sessions have concluded for 2017.

Please visit the [AMA District II](#) website or the Event Section in the back of Model Aviation for additional information on these and other events.



Syracuse Thunderbirds Aero Radio Society
Phoenix, NY
Charter 473

STARS Annual Christmas Party

Date: Friday, December 1, 2017

Where: RFH's Hideaway Restaurant

Time: 6:00PM for Drinks and Socializing. Dinner at 7:00PM

MENU CHOICES:

1. Broiled or Fried: Seafood Dinner (Haddock, Scallops & Stuffed Shrimp, Without Lobster) \$25.00
2. Prime Rib Dinner, 12oz.cut \$25.00
3. Chicken Parmesan Dinner \$20.00

ALL Dinners include: Salad Bar, Buffet, Baked Potato, Rolls & Butter, Dessert and Coffee or Hot Tea. The prices above include Sales Tax and Gratuity.

I would like to ask everyone planning to attend, to please mail or bring your dinner choices and your checks to Paul Volcko by November 8th at the STARS club meeting, and absolutely no later than November 22nd. If you wish to mail your choice(s) and check, Paul's address is: 5237 Kasson Road, Syracuse, NY 13215.

Please make checks payable to S.T.A.R.S. Thank you.
Return with your payment to Paul Volcko.

.....

I, _____, will attend the 2017 STARS Christmas party.

No. of guests: _____

My dinner choice is: (Please circle your choice) 1 2 3

My guest's dinner choice is: 1 2 3

Total amount enclosed: \$ _____

Don't forget to bring a gift to exchange, if you wish. It is suggested that the value not exceed \$10.00.



S.T.A.R.S.

Auction 2018



When?

Friday, 19 January 2018

5 PM to 9 PM

Bidding starts at 6:00 PM

Where?

Walt's HobbyTown

No Admission Fee!!

Only Modeling Aircraft and Related Items will be Auctioned

10 % Commission will be charged on all Sales

Sellers will not be permitted to bid on their own Equipment

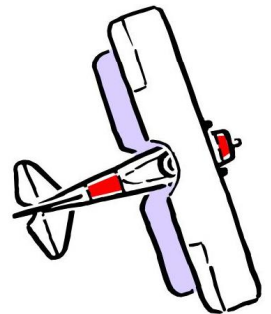
A Minimum acceptable bid will be required on each item up for Bid

5:00 PM to 6:00 PM — Setup and Preview

Auctioneer: Phil Morgan

For more information, contact:

Phil Morgan: 457-3674



IMAA Big Bird Safety Checklist

Balance

Is the longitudinal center of gravity (for and aft) within the range shown on the plans?

Is the model balanced laterally (side to side)?

Alignment

Are all the flying surfaces at the proper angle relative to each other?

Are there any twists in the wing?

Do the wings and removable tailplane seat properly on the fuselage every time?

Is the engine set at the proper thrust angle as shown on the plans?

Control Surfaces

Are all control surfaces securely attached? (i.e., hinges glued, pinned). Pull on each one to test.

Are the control horns secured to the model?

Control Linkages

Have all the linkages been checked to be sure they are secure?

Are the clevises closed? (Keepers or fuel tubing should be fitted to ensure they stay closed)

Engine / Motor Mount Security and Operation

Are all engine mount screws tight, including mount to bulkhead if applicable?

Are the propeller bolts and/or spinner tight? If a single nut, is there a safety nut as well?

Does the throttle work without binding?

Does the throttle trim tab shut down the engine?

Has the propeller been balanced and checked for damage?

Are the propeller tips painted a contrasting color? (while not essential it makes the propeller much easier to see)

Has the engine been thoroughly test run? (engine idle and throttle up properly)

Is the fuel tank installed correctly? (i.e., carburetor at the same height as fuel tank, fuel tank clunk in proper position and moving freely, fuel lines in good condition and connected to the engine correctly)

Radio Equipment

Are the receiver and the battery securely mounted and padded with foam to protect from vibration and shock?

Are all the electrical connectors secure?

Is the receiver antenna fully extended and in good condition?

Are the batteries charged and in good condition (check under load with a volt meter if unsure)?

Are all servo securely fastened to the rails or trays?

Are servo arms firmly attached with screw in place?

Are all push rods firmly secured in servo arms (again keepers or fuel tubing should be fitted)?

Are the control throws in the correct direction with proper amount of deflection (as per plan)?

Rudder & tail wheel: Left stick should move the rear of the rudder and tail wheel to the left.

Nose wheel: Left stick should move the front of the nose wheel to the left

Aileron: left stick should move left aileron up and right down.

Elevator: Pulling back on the stick should move the back of the elevator up.

Canard: Pulling back on the stick (elevator) should make the front of the canard move up

Throttle: With trim set fully forward, pushing the stick forward should open throttle fully. With trim set fully backward, pulling the stick back should fully close the throttle.

Has a full range check been performed? (see below)

Undercarriage (where fitted)

Is the undercarriage firmly attached to airframe and the wheels securely retained?

Does aircraft taxi in a straight line?

General

Is the covering tight with no visible signs of damage?

Are the retaining bolts in place and secure?

Are all hatches, cowls and canopies secure?

Are all components structurally sound?

Is your name and contact details marked on the model somewhere easily visible? (in case it's lost)

Range Checking the radio

Verify frequency is available and mark it as yours if necessary.

Turn on transmitter check the correct model is selected (if applicable) and then turn on the receiver.

Important: make sure the transmitter aerial is down fully.

Ask someone to help and walk away from the model until signs of loss of control is apparent. If electric powered ensure that the range is not worse with the motor running.

Before EVERY flight:

Check the receiver battery pack to ensure enough charge for the flight intended.

Check for damage and the control throw direction of all surfaces.

Advertisements:



Store Hours:

Monday/Friday: 9:00am-9:00pm – Tuesday/Wednesday/Thursday: 9:00am-6:00pm – Saturday: 10:00am-5:00pm – Sunday: 11:00am-5:00pm

Phone Number:

(315) 453-2291

waltshobby.com



Open 10-7 Tuesday thru Sunday.

315-532-6826

www.mexairrc.com

www.facebook.com/mexairrc

**Winner of AMA 2015 Hobby Shop Award
for signing up new AMA members.**

FOR SALE:

Please contact the Secretary if you have any RC related items you want to post in the classified ads.

Please visit the Southern Tier RC Swap Shop. Dan Luchaco has included me in his mailing list. This is the current edition. All contact information is included with the ads.

Hobby Warranty
Contact List 2016.xls

If you want to list modeling items for sale, R/C services offered, or a really neat R/C web site, this would be a good spot. Free for members. Send your advertisement by e-mail to jwolsley@verizon.net. Please put STARS ADVERTISEMENT in the subject line.

Links-

New website to check out- <http://www.flyboyzblog.com/>

This site has articles pertaining to both full scale and model aircraft. Check it out.

Howard Blair found an interesting video from YouTube on micro flight
<http://www.youtube.com/watch?v=fuoFA2fKjEo&feature=fvst>

Tom Catalino pointed out this site recently. An excellent site for Lipo battery info-
<http://sites.google.com/site/tjnguytech/charging-how-tos/balance-connectors>

Peter Seiffert sent along the following web site- www.servodatabase.com/servos/all

Mike Graham has a torque conversion chart-



Servo Torque
Conversion Chart.pdf

Arming Switch Information-

AMPØ- Arming The Big Boys, by Greg Covey November 2007

http://www.rcuniverse.com/magazine/article_display.cfm?article_id=950

RunRyder- How To Make A Spark Arrestor for an ESC by Lucien Miller

<http://www.helifreak.com/archive/index.php/t-289393.html> look down to the post from gbidwell from 4-24-2011 0601am. That's the exact article that I have from RunRyder.

Note- Many of the newer ESC's have a built in spark arrestor. If you still see and hear the spark, this is a good idea to save the plugs.

The Link for the AMA is:

<http://www.modelaircraft.org/>

The link for the AMA DII Calendar is:

<http://www.amadistrictii.org>

The link for the club yahoo users group is:

http://groups.yahoo.com/grjwoup/stars_club_members/ (Don't forget to sign in)

The link for the STARS club home page at DII is

<http://www.amadistrictiistars.org/>

The link for the STARS club web cam is:

<http://www.amadistrictiistars.org/scam.html>

The Propwash News Letter is also available at YAHOO GROUPS. The current news letter and previous years/months are viewable and printable from there.

Please contact Mike Graham tanjmg82@aol.com to join the STARS Yahoo group. Send Mike an email asking to join from your preferred email account. Mike will then reply with an invite to join the group. The invitation contains the links and instructions necessary to join.



STARS Field Satellite photo



HOW DO I LEARN MORE?

Get ready to get schooled.

AMA Flight School is a free educational resource for anyone interested in unmanned aircraft systems (UAS) operation and model flying.

Designed to answer the question, "How do I...?", AMA Flight School provides information about topics such as:

- Battery and operational safety
- Building your own multicopter aircraft
- Travelling with your aircraft and batteries
- Participating in the Search and Rescue challenge with UAS4STEM.

Learn more at (www.uas4stem.org).

There's a great pilot in you.
Go find it!

www.amaflightschool.org



Welcome to the club.

The Academy of Model Aeronautics (AMA) is the largest model aviation organization in the world. At 175,000 members strong, we're standing behind you to give you the support and guidance you need to be successful and, most importantly, have a great time.

AMA members enjoy a suite of great benefits tailored to model pilots such as:

- Liability insurance
- Subscription to *Model Aviation* magazine
- Competition privileges
- Education and youth scholarships
- Flying site assistance

For more information, visit www.ModelAircraft.org.

THE MOST FUN YOU CAN HAVE (WITHOUT A LICENSE).

Flying is just for fun.

Currently, no individual or government agency may operate an unmanned aircraft system (UAS), commonly called a drone, in a commercial or public capacity without a Certificate of Authorization from the FAA.

Common examples of prohibited use include, but are not limited to:

- Real estate & wedding photography
- Inspection or surveying services
- Film or television production
- Search and rescue operations

Interested in commercial or public use flying?

There are options available to you through the Federal Aviation Administration (FAA).



For more information, visit www.KnowBeforeYouFly.org.



WE'RE YOUR GUIDE TO RESPONSIBLE FLYING.

Flying guidance provided by the Academy of Model Aeronautics, the world's largest model aviation organization.

KNOW FLY Here's what you need to know.

Learn more at www.amaflightschool.org

1

law Obey local ordinances.

Some municipalities prohibit the operation of unmanned aircraft systems (UAS) in public spaces such as parks and school grounds.

Even if nothing is posted, it's good to check with local authorities before you fly in public spaces.



2

limits Fly within guidelines.

These include rules set forth by federal law and guidelines recommended by the Academy of Model Aeronautics (AMA).

- Do not fly above 400 feet.
- Do not fly anything heavier than 55 lbs.
- Do not fly beyond your line of sight.
- Do not fly in high winds or reduced visibility.
- Do not fly under the influence.
- Do not fly within 25 feet of bystanders.

3

surroundings Know the conditions.

Don't fly your UAS or model aircraft near bystanders or during emergency situations such as a wildfire, medical evacuation or search-and-rescue operation unless authorized by the proper authorities.

Watch for and avoid potential hazards in your environment such as:

- Manned aircraft
- Unprotected people
- Moving vehicles
- Roadways
- Private property
- Infrastructure
- Deteriorating weather



4

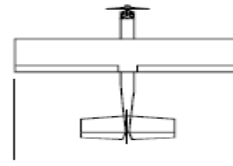
airspace Share the sky.

The Federal Aviation Administration (FAA) expects all unmanned aircraft systems (UAS) operators to:

- See and avoid manned aircraft
- Be aware of Temporary Flight Restrictions (TFRs) that affect the operation of UAS or remote controlled aircraft.
- Never fly within 5 miles of an airport without contacting airport authorities.



S.T.A.R.S. Field Rules



1. General:

- A. License: All pilots, students, and flying guests *must* have a current membership in a nationally recognized model aircraft association in order to fly. Those pilots participating in the Park Pilot Membership Program must fly models that weigh two pounds or less and be incapable of reaching speeds greater than 60 mph. They must be electric or rubber powered, or of any similar *quiet* means of propulsion.
- B. Spectators: Only those people essential to flight operations will be permitted in the pit area; all others will remain on the spectator side of the fence.
- C. Impound: All pilots, students, and flying guests must place their transmitter(s) in the impound area immediately upon arriving at the field.
- D. Vehicles: Vehicles will not be permitted *on* the flying field.
- E. Crash Debris: Pilots must retrieve all pieces of their aircraft after a crash. Particularly, attention must be made to obtaining all pieces of aircraft that land in the neighboring fields under cultivation.
- F. Trash: All members will take home their own trash.
- G. Alcoholic Beverages: Members will not consume alcoholic beverages prior to, nor during, participation in any *modeling* operations.
- H. Smoking: Smoking will not be permitted in the pit area or on the flight line.
- I. Mowing: Flying on the field will not be permitted if the field is being mowed or maintained.

2. Transmitters:

- A. Frequency Control (*For non 2.4 GHz transmitters only*): All members, students, and guests *must make use of the field frequency control system*. Each pilot will obtain the correct frequency flag (or pin) from the impound board and attach it to his/her transmitter before attempting to fly.
- B. Range Checks: Each pilot will conduct a successful radio equipment ground range check before flying a new or repaired aircraft and prior to each flying session.

3. Engines:

- A. All internal combustion engines run at the field will have a silencer (except for small displacements of .09 cubic inches or less).
- B. When running an engine in the pits, keep neighboring personnel behind the prop arc.

4. Flying:

- A. Boundaries: Flying over the pit area or the spectator side of the fence is prohibited, unless beyond the control of the pilot(s).
- B. Taxing: Taxing is prohibited in the pit area!
- C. Flying:
 - (1). Pilots will initiate their first turn after takeoff away from the pit and spectator areas.
 - (2). Engines will not be started before 9 AM Monday through Saturday and 11 AM on Sunday (**electrics may start at 10 AM**), unless approved by the Event Director.
 - (3). No more than three aircraft will be permitted in the air at one time.
 - (4). All flying will be conducted from the designated flight boxes.
 - (5). Hand launching of aircraft is prohibited from the pits.
 - (6). Flight operations will cease during electrical storms.

5. Guests:

- A. All guests must have a current membership in a nationally recognized model aircraft association in order to fly.

- B. Guests may fly at the field only with the approval of a member in good standing and only as long as a sponsoring member *remains at the field*. Guests will not fly unattended.
- C. A local guest will be allowed to fly at the field on three (3) separate occasions and then will be asked to join the Club.
- D. An out-of-town guest may make arrangements with the Club to fly at the field while visiting the area. The Club Officers and the Safety Officer will handle each out-of-town visitor on a case-by-case basis.
- E. *All guests are required to extend every courtesy to current members sharing the same flying frequency*. But when there is a conflict over who shall fly, the Club member will have the first option to fly. Both the guest and the members should use common sense while sharing the flight line or using the same radio frequencies.

6. RC Aircraft Utilizing "First Person View" Systems (AMA Document 550):

A. GENERAL:

- (1). FPV flying of radio control model aircraft by AMA members is allowed only for noncommercial purposes as a hobby/recreational and/or competition activity.
- (2). All FPV flights must be conducted in accordance with AMA's current National Model Aircraft Safety Code and any additional rules specific to the flying site/location.

B. OPERATIONS – REQUIREMENTS - LIMITATIONS:

- (1). **AMA FPV novice pilots undergoing training with an experienced AMA FPV pilot should use a buddy-box system if practicing at a low altitude (below 100 feet) or practice at a safer, higher, altitude when no buddy-box system is an option.**
- (2). All FPV flights require an AMA FPV pilot to have an AMA FPV spotter next to him/her maintaining VLOS with the FPV aircraft throughout its flight.
- (3). The FPV pilot must brief the FPV spotter on the FPV spotter's duties, communications and hand-over control procedures before FPV flight.
- (4). The AMA FPV spotter must communicate with the FPV pilot to ensure the FPV aircraft remains within VLOS, warning the FPV pilot of approaching aircraft, and when avoidance techniques are necessary.
- (5). The FPV spotter may at any time during an FPV flight acquire the transmitter from the FPV pilot and assume VLOS control of the aircraft.
- (6). If the FPV pilot experiences a problem due to a loss of video link, orientation, or is unable to safely fly, he/she must abandon FPV mode and fly VLOS or pass the RC transmitter to the FPV spotter to assume VLOS control of the aircraft.
- (7). Before initial FPV flight and after any flight system changes or repairs, FPV model aircraft must be test flown by conventional VLOS to determine that flight systems are working properly.
- (8). FPV model aircraft must use frequencies approved by the FCC for both the RC system and the wireless video system. Pilots must meet applicable FCC licensing requirements if they choose to operate the RC flight control system or the wireless video system on Amateur Band frequencies.

C. RANGE – ALTITUDE – WEIGHT – SPEED:

- (1). One of the requirements in Federal Law (Public Law 112-95 Sec 336 (c) (2) February 14, 2012) for model aircraft to be excluded from FAA regulations is that model aircraft be flown within VLOS of the operator.
- (2). Model aircraft flown using FPV must remain at or below 400 feet AGL when within 3 miles of an airport as specified in the AMA Safety Code.
- (3). Model aircraft flown FPV are limited to a weight (including fuel, batteries, and onboard FPV equipment) of **55 lbs.** and a speed of **100 mph**.

STARS

Field Protocol

Dedicated to responsible
RC fun with safety by
choice, not chance.

5

1. General:

- A. Civil and courteous behavior is required at the field at all times.
- B. Safety is paramount and everyone's business. Use common sense in all matters.
- C. It is strongly recommended that you do not fly alone.
- D. Learn where the First Aid station is located and inform the Field Committee if material has been issued from it.
- E. When opening or closing combination locks, *always* set the wheels to 0000.
- F. Last member out must close and lock the refrigerators, pavilion, and main gate.
- G. Cell phones are not to be used on the flight line or in the pavilion near the transmitters.

2. Engine Courtesy:

- A. Long term tuning and initial break-in should be conducted away from the pits and spectators (usually at the engine break-in stand).
- B. Do not direct prop wash at other modelers, their aircraft, equipment, or bystanders behind the pit fence. Kindly inform those bystanders near the fence that you intend to start an engine before you do so.

2. Flying Courtesy:

- A. Any person wishing to enter an active flying field or runway to cross same or to retrieve an aircraft, must loudly announce their intention to all fliers on the flight line.
- B. A "landing" aircraft has the right of way over an aircraft "taking-off".
- C. A "dead stick" aircraft has the right of way over all others.
- D. All take-off and landing attempts must be announced to other pilots on the flight line. Take-offs are normally announced by saying "taking off", and landings are announced by saying "landing" or coming in". Dead stick landings are announced clearly to all pilots in the pits and on the flight line by saying "dead stick".
- E. A pilot having difficulty in controlling his/her aircraft must announce to all in the pits and on the flight line that he/she is experiencing radio or mechanical problems. Pilots on the ground preparing to fly will turn off their transmitters and wait for the problem to be resolved before continuing to fly. Fliers in the air will stay clear of the aircraft in distress and will land, if possible, as long as it does not contribute to the crisis. All personnel near the pit area must be alerted to the situation.
- F. If a crash occurs on the field or in the pits, all flying will stop until the accident has been investigated and the debris has been cleared from the field.
- G. Normal flight duration is 10 minutes. Obviously, flight time may be extended if there are no other pilots waiting to fly or waiting for a particular radio channel.
- H. When you have finished flying, please return your transmitter to the impound.

3. Good Earth Policy:

- A. Place recyclables in the appropriate container in the pavilion.
- B. Turn off all pavilion lights when departing the field for the night.
- C. The field does not have a trash removal service. If you carry anything to the field, carry it back out.
- D. If a pilot or guest brings a pet to the field, he/she will be responsible for supervising the animal's conduct while at the field. Please observe all appropriate Field Rules.
- E. If you smoke, please place all cigarette butts in the butt cans in the field.
- F. Do not throw cans or bottles or any other trash in the outhouse pits.
- G. DO NOT DRINK THE WELL WATER. Well water is to be used for washing only.

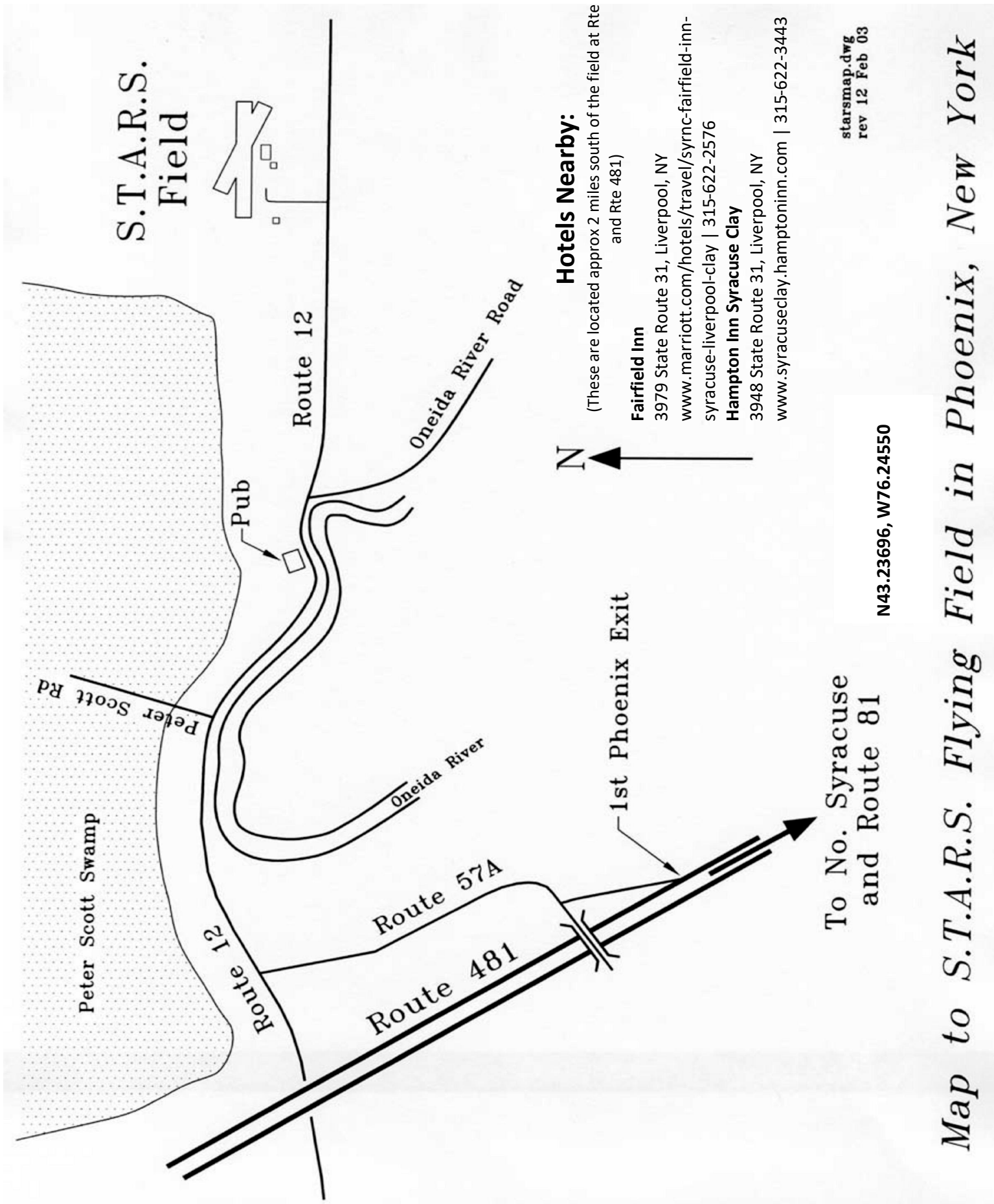
4. Replacement Courtesy:

- A. Where an individual's plane or property is damaged by the actions of another individual, it will be the responsibility of the two parties to resolve the situation in an appropriate manner.

STARS POLICY REGARDING PHOTOGRAPHY

- STARS is a membership organization organized under the laws of the State of New York.
- The STARS flying field, located in Phoenix, New York, is owned by STARS, and as such, is privately owned property.
- The purpose of this policy is to limit and restrict the reproduction of images, in any form, of the STARS property and the activities which occur thereon.
- While the STARS property is privately owned, members, guests, and the general public are welcome at the field during published field hours of operation. Members, guests and the public must adhere to all rules imposed by STARS regarding entry upon and/or the use of STARS property, including the STARS policy on photography.
- The reproduction of images of the STARS field or the activities thereon, in any form, is a privilege and not a right.
- Except as provided below, the reproduction of images of the STARS field or activities thereon in any form, including, but not limited to film and digital still photography, and video photography in either film or digital form, is strictly forbidden.
- Violation of this policy will result in immediate expulsion of the violator from the STARS premises, and may subject the violator to criminal and/or civil sanctions and penalties.
- Members in good standing of STARS shall be exempt from the above requirements so long as any images or video produced of the STARS premises or the activities thereon are for personal and non-commercial use.
- Guests and the general public may be permitted to photograph or video the STARS property and activities thereon, but only for personal and non-commercial use, and only with the prior written consent of the Club's executive board.

Map to the STARS



S.T.A.R.S.
Field



Route 12

Oneida River Road

Pub

N

Hotels Nearby:

(These are located approx 2 miles south of the field at Rte 31 and Rte 481)

Fairfield Inn

3979 State Route 31, Liverpool, NY

www.marriott.com/hotels/travel/syrnc-fairfield-inn-syracuse-liverpool-clay | 315-622-2576

Hampton Inn Syracuse Clay

3948 State Route 31, Liverpool, NY

www.syracuseclay.hamptoninn.com | 315-622-3443

starsmap.dwg
rev 12 Feb 03

N43.23696, W76.24550

To No. Syracuse
and Route 81

Map to S.T.A.R.S. Flying Field in Phoenix, New York

